

D140 FX

PRINT & CUT

WHEN YOU TAKE A PRINTER AND ADD
A SUMMA CUTTER, TWO BEATS ONE

■ D140FX & PRINTER=PERFECT MATCH

Eliminate unproductive time, run multiple jobs at once. Improve the durability of your print and cut applications without slowing down your productivity.

Avoid production bottlenecks and limitations of multi-functional devices.

Count up the advantages and see the potential for greater productivity on your production floor.




LATEX APPROVED

Contour cutting solution

■ CONTOUR CUTTING WITH SUMMA OPOS

Summa's automated contour alignment system, OPOS, stands for Optical Positioning System. The OPOS X sensor technology senses marks on a wide range of materials (including reflectives).



Without
OPOS

With
OPOS

OPOS has the unique capability of registering multiple markers along a job. This enables our system of scanning large jobs without loss of accuracy. Compared to a typical 4 point alignment system, which will generate inaccuracies in the contour, OPOS can scan a minimum of 4 to a maximum of 128 markers, allowing a much higher precision on large jobs.

A reference line in front of the job makes it possible to compensate deformations along the width of the machine as well.

Note: With the optional Camera system on S Class 2 units, positioning the image can be done blistering fast.



OPOS X

A fully automated workflow with barcode reading enables you to contour cut multiple jobs without any user intervention.

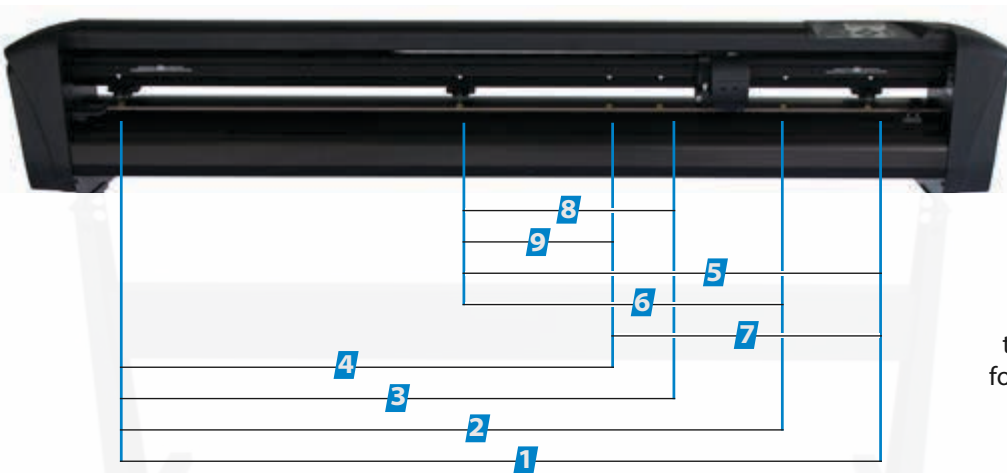
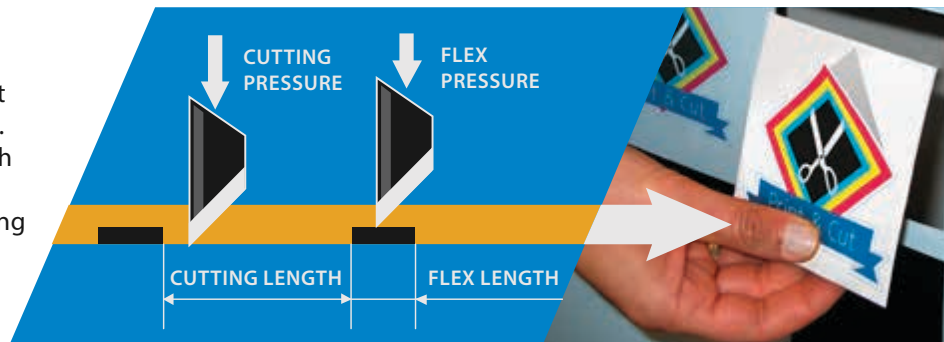
But even for a single job the barcode avoids human mistakes.

Note: With the optional roll-up system on the S Class 2 units complete rolls can be easily handled.



RELIABLE CUTTING THROUGH

Summa's FlexCut feature makes it possible to cut simple designs completely through the material. Alternately, one length is cut completely through the material, and one length is cut half through. This way, a kind of tear-off line is created, ensuring the material keeps a certain rigidity to be transported through the Summa cutter while it remains easy to take out the design afterwards.



MEDIA WIDTH & SPECIFICATIONS

Benefit from all the goodies of the Summacut Series at a bottom price.

With six pinchroller positions (handling most common sizes) and an extended cutting mode, the Summacut D140FX is optimized for most common media sizes.

TARGET MEDIA WIDTH	1/ 137 cm	2/ 122 cm	3/ 100 cm	4/ 91 cm	5/ 75 cm	6/ 61 cm	7/ 50 cm	8/ 40 cm	9/ 30 cm	
SPEED	Up to 113 cm/sec diagonal					KNIFE PRESSURE		0 - 400 grams, in 5 gram increments		
ACCELERATION	Up to 3 G diagonal					CONNECTIVITY		USB, RS232 (Serial)		
ACCURACY	0.2% of move or 0.25 mm, whichever is greater					DIMENSIONS		175 x 68 x 115 cm		
REPEATABILITY (GUARANTEED)	Within +/- 0.1 mm on plots: Up to 8 M long on rolls up to 760 mm wide*; Up to 4 M long on rolls over 760 mm wide*					INCLUDE SOFTWARE		Cutter control software; Winplot & MacSign Cut Cutting Software		

*For complete specifications visit www.summa.eu

SUMMA CUTTERS TO MEET YOUR NEEDS

The Summacut Series offer a solution to fit your needs— whether you are looking for flexibility or high performance— integrated into and optimized for print-and-cut workflow, along with a matching Summa cutting plotter.



	SUMMACUT FX SERIES	SUMMACUT SERIES	S CLASS 2 D SERIES	S CLASS 2 T SERIES
DESCRIPTION	Reliable, No-Nonsense Contour Cutter	Reliable, Efficient, No-Nonsense Vinyl & Contour Cutter	Maximum Performance, Reliable, Efficient, Vinyl & Contour Cutter	Maximum Possibilities, Versatile, Flexible, Vinyl & Contour Cutter
MAXIMUM MEDIA WIDTH	140 / 160	142 cm	145 cm	145 cm
CUTTING TECHNOLOGY	Drag Knife	Drag Knife	Drag Knife	True Tangential Knife
OPOS X (CONTOUR CUTTING)	✓	✓	✓	✓
OPOS CAM (CAMERA)				Optional
BARCODE SUPPORT	✓	✓	✓	✓
FLEXCUT (CUTTING THROUGH)	✓	✓	✓	✓
ROLL-UP			Optional	Optional
VELOCITY	**	***	****	*****
FLEXIBLE MEDIA SIZES		✓	✓	✓